


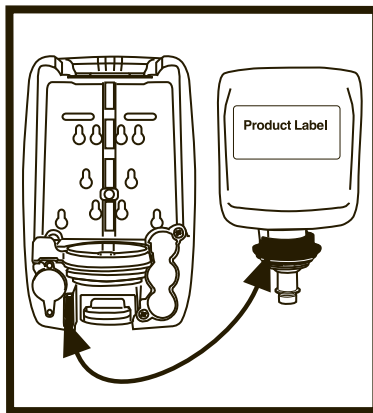
# GOJO TFX™ REFILL LOADING INSTRUCTIONS

These instructions apply to GOJO®, PURELL®, PROVON® and MICRELL® TFX dispensers.

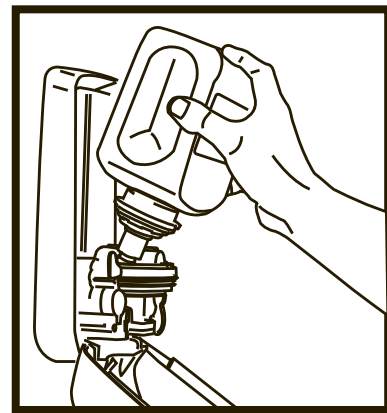
*Please read all instructions carefully before loading the refill.*




- 1.** Open dispenser by pushing release on bottom of dispenser and pull down on front cover.



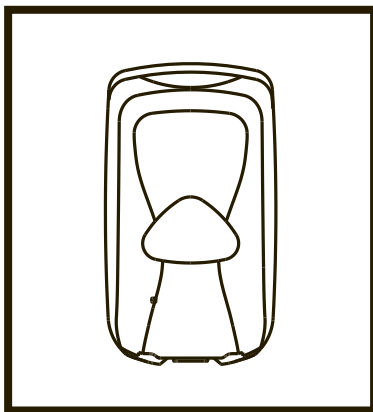
- 2.** Check that the color of refill collar key matches color key located immediately below status light.



- 3.** Insert refill at slight angle into dispenser so nozzle is inside lock release.



- 4.** Fully insert refill down into lock release until refill clicks into place.



- 5.** Close dispenser. Prime refill pump by placing hands below dispenser until product is dispensed.



GOJO Industries, Inc.  
One GOJO Plaza, Suite 500  
P.O. Box 991 • Akron, OH 44309-0991  
Tel: 1-330-255-6000 • Toll-free: 1-800-321-9647  
Fax: 1-800-FAX-GOJO

©2014. GOJO Industries, Inc. All rights reserved.